

Sample Examiner Booklet



**ESOL
CADETS**



ESOL CADETS

Stage 1 - Stage 2 - Stage 3



INTRODUCTION

Safeguarding young learners

Gatehouse Awards ensures that all reasonable steps are taken to reduce, or prevent, the opportunities whereby harm, whether real or potential, may occur to a Candidate.

Anyone involved in the delivery of these examinations must ensure that they are never placed in a situation whereby they are on their own with a Candidate who is a young learner (i.e. under the age of 14). Schools are required to ensure a responsible adult is available to act as a chaperone for the Candidates for the duration of the examination session. This adult does not need to be a language specialist or hold specific qualifications. They may be the Candidates' teacher or another member of staff from the school.

Examiners and invigilators must not conduct examinations if another adult is not available. If they do so, this will be a breach of GA regulations.

Exam format

The Speaking examination is a face-to-face examination with two Candidates and one Examiner present. It takes the form of a board game.

The rules of the game are explained by the Examiner in the Candidates' first language. If the Examiner does not speak the Candidates' first language, or the Candidates do not share the first language, an additional person appointed by the school may explain the format of the examination.

Candidates take turns to roll a dice and move along the board, answering questions about the images they see and taking part in 'challenges' which are presented on the game cards. There are five types of challenge, each focusing on one or more specific language skills.

The challenges are used in a specific order by the Examiner. As they play, the Candidates answer a simple question about the image on the square they land on, e.g. What is it? (about people, animals, objects etc.); What colour is it? (about colours only); or What number is it? (about numbers only) prior to being given a challenge (please see Game Rules section for further guidance). Once all the challenges have been completed, the Candidates keep rolling the dice in turn and answering simple questions about the images until one of them has completed the game.

All five challenges are unprepared, i.e. the Candidates do not know the questions they will be asked or the images they will be given in advance of the examination.



Before the start of the exam

- ✓ Select the appropriate level board and set of challenge cards for each Candidate present.
- ✓ Make sure each of the card sets is complete and organised in the correct order – the challenges should be given to the candidates in the order they are set.
- ✓ Make sure you have a dice and two prompts available.
- ✓ Select which Candidate is going to start (Candidate A). If the two candidates are of a different language level, start with the higher level candidate.

Game rules

- 1) Candidate A rolls the dice and moves to the correct position on the board.
- 2) Examiner asks an appropriate open question about the image on the board, e.g.:
What colour is it? (for colours only)
What number is it? (for numbers only)
What time is it? (for times only)
What is it? (for objects or animals)
Who is it? (for people only)
What can you see? (for images depicting actions)
- 3) If the Candidate answers correctly, the Examiner says *'Well done. You won the first challenge. Here it is.'*, and passes the Candidate the first challenge card from the prepared set of cards.
- 4) If the Candidate answers incorrectly, the Examiner should help them arrive at the correct answer by asking a closed question, for example:
Is this an apple or an orange? OR
Is this colour red or blue? OR
Is this a train or a taxi? OR
Is the time 1 o'clock, or half past one? etc.
- 5) If the Candidate does not answer at all, Examiner should help them arrive at the correct answer by asking a closed question (see examples in point 4 above).
- 6) If the Candidate still cannot answer correctly, the Examiner should give the correct answer and allow the Candidate to participate in the first challenge.

Once all the challenges have been completed, the Candidates keep rolling the dice and answering the questions about the images on the board until one of them has reached the finish.



Please note that while the images for the board game fields have been carefully selected, an isolated image can sometimes prompt interpretations different to the ones intended. For example, an image that has been selected to represent a word from the Cadets Stage 1 (pre-A1) Word List, 'mouth', can also be interpreted as 'lips', 'smile', or even 'teeth'. This is fine – the examiner should accept any response that is feasible based on the image from the board as the correct answer and proceed with the challenge.

Examiner script

The Usher brings two Candidates in and introduces them by their names. They help the candidates take their seats.

Examiner: Hello, *(Candidate A's and Candidate's B's names)*. My name is Sam / Mr Smith.
How are you today? *(look at both Candidates)*
OK, let's play the game.
(insert Candidate A's name), you start. Please roll the dice. *(The script continues on the challenge cards)*



STAGE 1

SAMPLE



Examiner Script

Look at this picture.

What is this? (point to one of the items of fruit).

How many (insert the name of the item) can you see?

What colour are they?

Thank you.


Additional guidance:

If the Candidate does not provide the correct answer to Q1, select another item and repeat the question.

If the Candidate does not know the name of the second item, provide the answer and proceed with Q2 and Q3.

If the Candidate does not understand Q2 and/or Q3, ask an alternative question which is closed and offers two options, e.g. 'Can you see three or four apples?', 'Are the apples green or red?'

Candidate A Card 1



Examiner Script

Look at this picture.

What is this? (point to one of the items)

How many (insert the name of one of the items) can you see?

What colour are they?

Thank you.


Additional guidance:

If the Candidate does not provide the correct answer to Q1, select another item and repeat the question.

If the Candidate does not know the name of the second item, provide the answer and proceed with Q2 and Q3.

If the Candidate does not understand Q2 and/or 3, ask an alternative question which is closed and offers two options, e.g. 'Can you see two or three books?', 'Are the books red or yellow?'

Candidate B Card 1



Examiner Script

(Give the Candidate the dice.)

This is a dice.

Now, look at the picture of the room.

Put the dice under the table.

Now, put the dice next to the sofa.

Now tell me, where are the flowers?


Thank you.

Additional guidance:

If the Candidate does not understand Q1 and/or Q2, you can repeat each of the questions more slowly, placing extra stress on the preposition indicating the location, e.g. 'Put the dice under the table.'

If the Candidate does not understand Q3, point to the object you are asking about and ask the question again.

Candidate A Card 2



Examiner Script

(Give the Candidate the dice.)

This is a dice.

Now, look at the picture of the bedroom.

Put the dice on the bed.

Now, put the dice next to the window.

Now tell me, where is the mirror?

Thank you.

Additional guidance:

If the Candidate does not understand Q1 and/or Q2, you can repeat each of the questions more slowly, placing extra stress on the preposition indicating the location, e.g. 'Put the dice on the bed.'

If the Candidate does not understand Q3, point to the object you are asking about and ask the question again.

Candidate B Card 2



Examiner Script

Look at this picture and answer my questions.

The weather is sunny. Is that right?

There is a cat in the picture. Is that right?

There are two trees in the picture. Is that right?

Thank you.

Additional guidance:

*You can repeat any of the questions.
If the Candidate does not understand, you can repeat any of the questions more slowly.
You can point to the relevant parts of the picture.*

Candidate A Card 3



Examiner Script

Look at this picture and answer my questions.

The children are in the garden. Is that right?

The teddy is black. Is that right?

There are two boys in the picture. Is that right?

Thank you.

Additional guidance:

*You can repeat any of the questions.
If the Candidate does not understand, you can repeat any of the questions more slowly.
You can point to the relevant parts of the picture.*

Candidate B Card 3



Examiner Script

Look at this picture. (Point to the characters you are asking the questions about to aid understanding).

What is the man wearing?

What is the girl holding in her hand?


What colour are the woman's trousers?

Thank you.

Additional guidance:

If the Candidate does not understand some of the questions, ask an alternative question which is closed and offers two options, e.g. 'Is he wearing a t-shirt or a jacket?', 'Is she holding a balloon or a kite?', 'Are they red or yellow?'

Candidate A Card 4



Examiner Script

Look at this picture. (Point to the characters you are asking the questions about to aid understanding).

What colour is the boy's shirt?

What is the woman wearing?


What is the girl holding in her hand?

Thank you.

Additional guidance:

If the Candidate does not understand some of the questions, ask an alternative question which is closed and offers two options, e.g. 'Is it white or blue?', 'Is she wearing trousers or a dress?', 'Is she holding a bag or a toy?'

Candidate B Card 4



Examiner Script

Now we will talk about you. I will ask you some questions. *(Choose 3 questions).*

How old are you? Where do you live?

Do you have any brothers/sisters/pets?

Do you like reading/ swimming /music/ sport?

What is your favourite colour /food /animal?

What is your hobby?

Thank you.

Additional guidance:

You can repeat any of the questions.

Examiner Script

Now we will talk about you. I will ask you some questions. *(Choose 3 questions)*

How old are you?

Where do you live?

Do you have any brothers/sisters/pets?

Do you like reading/ swimming/ music/ sport?

What is your favourite colour /food/ animal?


What is your hobby?

Thank you.


Additional guidance:

You can repeat any of the questions.

Candidate A Card 5



Candidate B Card 5





STAGE 1 - GAME BOARD
SAMPLE B

5	pen	eye	7	broccoli	phone
		bee		airplane	
			6	gloves	02
				train	ruler
	ear	soccer ball		rhino	spider
	sock			alarm clock	ice cream
	curtains	carrot	tomato	teeth	



STAGE 1 - GAME BOARD
SAMPLE A

	lamp	orange	guitar	12
			giraffe	
	fries	bear	foot	lemon
		shoes		shorts
		8	cake	14
				18
			hand	robot
			cat	

bird	ear	4		
	glasses	apple	flowers	pencil



STAGE 2

SAMPLE



Examiner Script

Look at this picture.

What is this? (point to one of the animals)

Can (insert the name of one of the animals) fly?


Do (insert the name of one of the animals) live in your country?

Thank you.

Additional guidance:

If the Candidate does not provide the correct answer to Q1, select another animal and repeat the question. If the Candidate does not know the name of the second animal, provide the answer and proceed with Q2 and Q3. If the Candidate does not understand Q2 and/or Q3, repeat the questions. Reformulation is allowed if necessary, e.g. 'Have we got kangaroos here in Italy?'

Candidate A Card 1



Examiner Script

Look at this picture.

What is this? (point to one of the items)

Do you wear (insert the name of the item) in the summer?

Are you wearing (insert the name of the item) now?

Thank you.

Additional guidance:

If the Candidate does not provide the correct answer to Q1, select another item and repeat the question. If the Candidate does not know the name of the second item, provide the answer and proceed with Q2 and Q3. If the Candidate does not understand Q2 and/or Q3, repeat the questions. Reformulation is allowed if necessary, e.g. 'Do you have a jacket on today?'

Candidate B Card 1



Examiner Script

OK, let's talk about food.

What is this? (point to the cake)

I like cakes. What about you?

Are cakes healthier than fruit?


Thank you.

Additional guidance:

If the Candidate does not provide the correct answer to Q1, ask an alternative question which is closed and offers two options, e.g. 'Is it a cake or a sandwich?'

If the Candidate does not understand Q2 and/or Q3, repeat them more slowly. Reformulation is allowed if necessary.

Candidate A Card 2



Examiner Script

OK, let's talk about sport.

What is this? (point to the football)

My favourite sport is football. What about you?

Is tennis more fun than football?

Thank you.

Additional guidance:

If the Candidate does not provide the correct answer to Q1, ask an alternative question which is closed and offers two options, e.g. 'Is this football or tennis?'

If the Candidate does not understand Q2 and/or Q3, repeat them more slowly. Reformulation is allowed if necessary.

Candidate B Card 2



Examiner Script

Look at this picture.

Tell me what you can see in the picture.

Thank you.

Additional guidance:

If necessary, prompt to elicit at least three separate pieces of information, including information about one of the actions.

Candidate A Card 3



Examiner Script

Look at this picture.


Tell me what you can see in the picture.

Thank you.

Additional guidance:

If necessary, prompt to elicit at least three separate pieces of information, including information about one of the actions.

Candidate B Card 3



Examiner Script

This is John (point to the picture of the boy).

Tell me about what John does in the morning.

Thank you.

Additional guidance:

If necessary, ask specific questions about each activity to elicit a response, e.g. 'What does John do at 7 o'clock in the morning?' OR 'What time does John wake up?'

'What does he do next?' OR 'What does he do at 8 o'clock?'

'What does John do last?' OR 'What time does John eat breakfast?'

Candidate A Card 4



Examiner Script

This is Tom (point to the picture of the boy).

Tell me about what Tom does in the evening.

Thank you.

Additional guidance:

If necessary, ask specific questions about each activity to elicit a response, e.g. 'What does Tom do at 7 o'clock in the evening?' OR 'What time does Tom read a book?'

'What does he do next?'
OR 'What does he do at 7.30?'

'What does Tom do last?' OR 'What time does Tom go to bed?'

Candidate B Card 4



Examiner Script

Now we are going to talk about you.

Tell me something about your best friend.
(Wait for the Candidate to provide three pieces of information)

Now ask me a question about my friend.

Thank you.

Additional guidance:

If the Candidate does not start answering the first question independently, ask them additional questions to elicit a response, for example:

*What is the name of your best friend?
How often do you see him / her?
How old is your best friend?
Do you go to the same school? etc.*

Examiner Script

Now we are going to talk about you.

Tell me something about your favourite food. *(Wait for the Candidate to provide three pieces of information)*

Now ask me a question about what I like to eat.


Thank you.

Additional guidance:


If the Candidate does not start answering the first question independently, ask them additional questions to elicit a response, for example:

*What is your favourite food?
Do you like fruit?
How often do you eat chocolate?
What do you usually eat for breakfast? etc.*

Candidate A Card 5




Candidate B Card 5



STAGE 3

SAMPLE



Examiner Script

Look at this picture.

What is it? (point to one of the items)
Have you ever been on a boat?
Which of these do you think is the fastest?

Thank you.

Additional guidance:


If the Candidate does not provide the correct answer to Q1, select another item and repeat the question.

If the Candidate does not know the name of the second item, provide the answer and proceed with Q2 and Q3.

If the Candidate does not understand Q2 and/or Q3, repeat the questions.

Reformulation is allowed if necessary (e.g. 'What goes fastest of all?')

Candidate A Card 1



Examiner Script

Look at this picture.

Who is this? (point to one of the people)
Would you like to become a teacher?
Which of these jobs do you think is the most dangerous?

Thank you.

Additional guidance:


If the Candidate does not know the job of the first person, try pointing to another one.

If the Candidate does not know the job of the second person, tell them the job and proceed with Q2 and Q3.

If the Candidate does not understand Q2 and/or Q3, repeat the questions.

Reformulation is allowed if necessary (e.g. 'Which person has the most dangerous job here?')

Candidate B Card 1



Examiner Script

Look at this picture.

This is Al, Joe and Tom.

How are they different?

Thank you.

Additional guidance:

The Candidate should accurately describe at least three differences.

If necessary, elicit answers by asking additional open questions, for example:


How about their hair?

And what about the clothes?

What about how tall they are?

What about their hair?

Candidate A Card 2



Examiner Script

Look at this picture.

This is Anna, Mike and Ben.

How are they different?

Thank you.

Additional guidance:

The Candidate should accurately describe at least three differences.

If necessary, elicit answers by asking additional open questions, for example:

What about their age?

And what about the clothes?

What about how tall they are?

What about their hair?

Candidate B Card 2



Examiner Script

Look at these pictures.

In the first picture, the girl is making something. It looks like a small house.

Now, tell me, what happens next?

Thank you.


Additional guidance:

The Candidate should describe what they can see in the three pictures. If necessary, elicit the information by asking additional questions.

Use open questions as much as possible, e.g. What is she doing here? And what is happening here? What can you see in this picture?

Move on to closed questions for weaker Candidates, e.g. Is she painting the house? Is the house for a dog? Do you think the bird is happy?

Candidate A Card 3



Examiner Script

Look at these pictures.

In the first picture, the children are outside. It is winter and there is a lot of snow.

They are talking about what to do. Now tell me, what happens next?

Thank you.


Additional guidance:

The Candidate should describe what they can see in the following three pictures. If necessary, elicit the information by asking additional questions.

Use open questions as much as possible, e.g. What are the children doing here? And what is happening here?

What can you see in this picture? Move on to closed questions for weaker Candidates, e.g. What are the children building? What are they putting on the snowman? What is the weather like here? Is the snowman OK in this picture?

Candidate B Card 3



Examiner Script

I'd like us to talk together about your school. (Choose 3 out of the questions below).

What is your favourite subject at school?
What time do you usually start school in the morning?

How do you get to school in the mornings?

Tell me an interesting thing about your school.

Tell me something about your school friends.

Thank you.

Additional guidance:

You can repeat any of the questions the Candidate does not understand.
Reformulation is allowed.

Candidate A Card 4



Examiner Script

I'd like us to talk together about your hobbies. (Choose 3 out of the questions below).

What is your favourite hobby?

Do you prefer reading or watching television?

Can you play a musical instrument?

Are you good at singing?

Tell me about what you do with your friends.

What hobbies do your friends have?

Would you like to learn to dance?

Thank you.

Additional guidance:

You can repeat any of the questions the Candidate does not understand.
Reformulation is allowed.

Candidate B Card 4



Examiner Script

Now we are going to talk about you.

Tell me about what you did last weekend.


Now ask me a question about my weekend.

Thank you.

Additional guidance:

Allow the Candidate to respond independently and state at least two different things they did. If necessary, elicit further contribution, e.g. What else did you do?

Candidate A Card 5



Examiner Script

Now we are going to talk about you.

Tell me about your last summer holiday.


Now ask me a question about my last holiday.

Thank you.

Additional guidance:

Allow the Candidate to respond independently and state at least two different things they did. If necessary, elicit further contribution, e.g. What else did you do?

Candidate B Card 5





www.gatehouseawards.org

info@gatehouseawards.org

+44 1924 694060
