



Safe Exam Browser (SEB) Installation Guide for Candidates

1. What is Safe Exam Browser?

Safe Exam Browser (SEB) is a web browser that allows online assessments to be taken safely and securely. The software turns any computer into a secure workstation while the candidate is taking their exam. It controls and limits access to other websites and applications and prevents unauthorized resources being used during an exam.

2. What do I need to do?

Please install SEB on your computer **at least 1 day** before your exam session.

<https://www.gatehouseawards.org/online-sample-assessments-seb/?suite=classic>

After installing SEB, complete a sample online assessment.

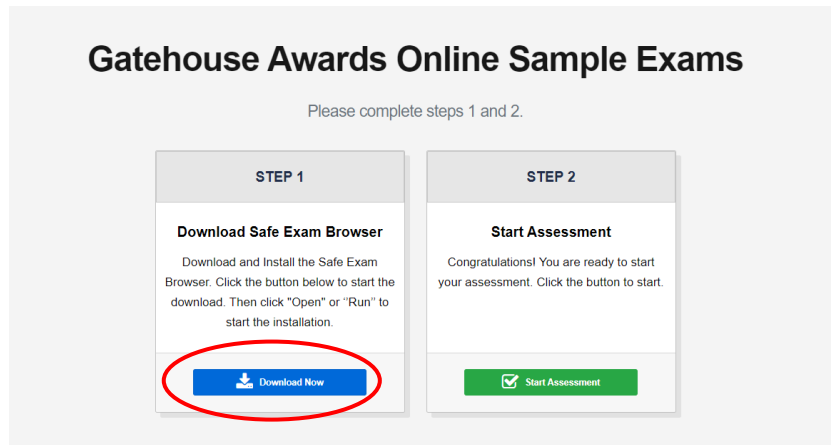
Please see Section 4 to find out how to access Sample Papers in SEB.

3. How to install Safe Exam Browser (SEB) on your laptop/computer?

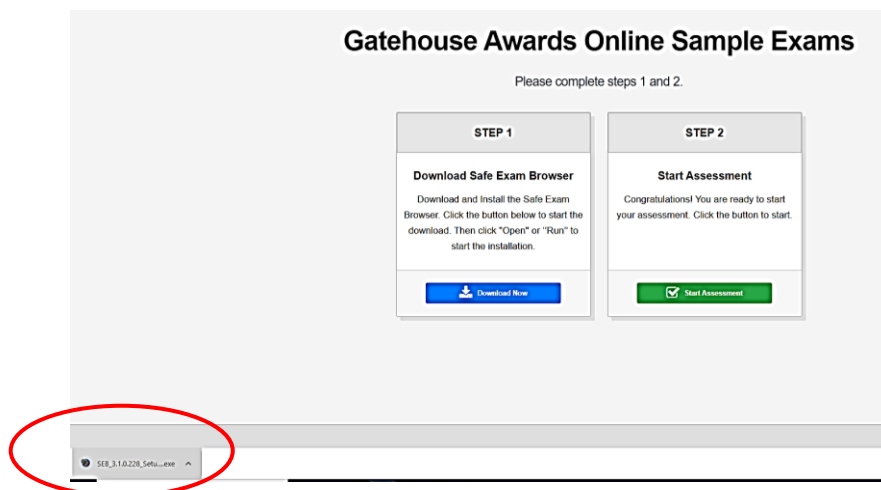
STEP 1 Go to:

<https://www.gatehouseawards.org/online-sample-assessments-seb/?suite=classic>

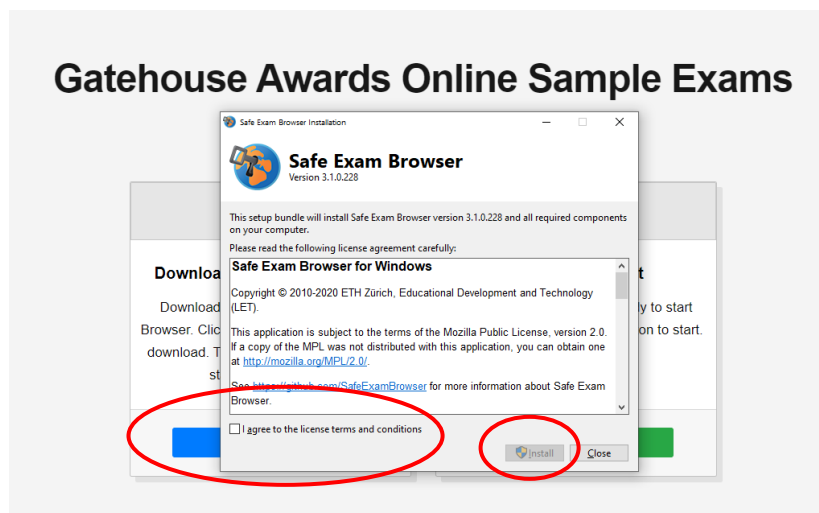
STEP 2 Click on 'Download Now' in the Step 1 box.



STEP 3 When SEB has downloaded, click on the programme in the toolbar.



STEP 4 Accept the Terms and Conditions for the SEB, then click 'Install'.

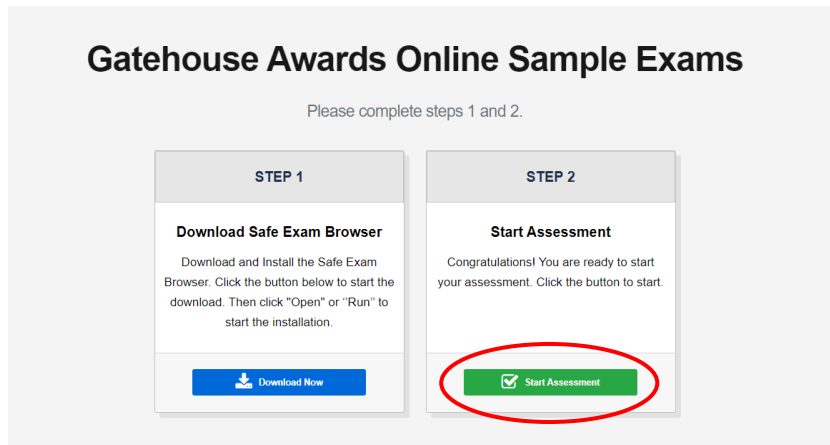


4. How to access Sample Papers in SEB?

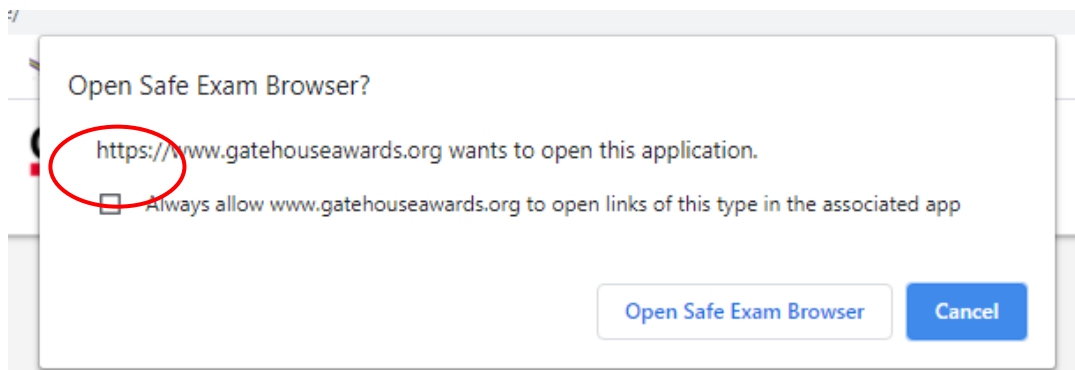
STEP 1 Go to:

<https://www.gatehouseawards.org/online-sample-assessments-seb/?suite=classic>

AND click on Step 2.



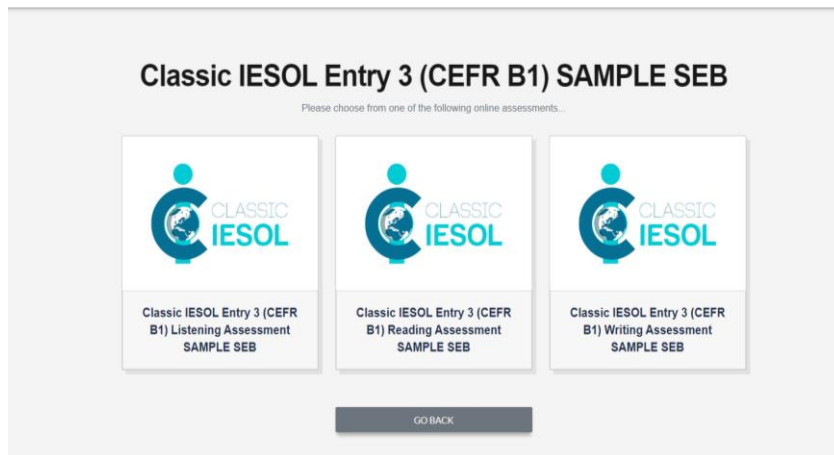
STEP 2 Allow the Safe Exam Browser to open if prompted.



STEP 3 Select your exam level.



STEP 4 Select Listening, Reading or Writing.



STEP 5 Complete all of the information and click 'Start Exam Now'.

INSTRUCTIONS FOR CANDIDATES:

- This examination is made up of 22 questions.
- There is only one correct answer to each question.
- You must work on your own.
- You must not use any online sources.
- You must stay in front of your device until the end of the exam.
- Dictionaries are NOT allowed.
- You can use pen and paper to make notes.

Time allowed: 30 minutes **Total marks available: 22**

Please complete your details below before you start the exam. Enter your full name as it appears in the ID document you used to register for the exam.

Your Email Address:
 Your Full Name:
 Your Date of Birth: dd-mm-yyyy

STEP 6 You are ready to start working on the sample exam. If you want to stop before the end of the exam, click on this icon on any of the exam pages.



5. Things to Remember

- Please save all of your work on your laptop before accessing SEB. The browser will close down everything on your laptop automatically.
- You will not be able to access any other websites or programmes while you are in SEB.
- The installation might take longer if your internet connection is slow. Make sure you plan for this and install SEB at least one day before the exam.

- You can try the Sample Papers as many times as you like.